

Trustmark Simplink SDK Guide

Version 2.7.b
April 2, 2024

Simplink Terms of Use

PLEASE READ THESE TERMS BEFORE USING SIMPLINK

1. **Acceptance**

These Terms govern your use of Simplink. If you use Simplink, you agree to be bound by these Terms. Simplink may change these Terms at any time with or without notice. If you do not agree to these Terms, please do not use or continue to use the Simplink. If you object to changes, your sole recourse is to stop using the Simplink and to remove the Simplink (and associated software code) from your website.

2. **Simplink Content**

Generally, widgets are tools that you may place on your website, which allow visitors to your website to access and view content on or from another website. A widget is generally defined as a software element providing content or access to content, including feeds and data, which you can add, remove, resize and reposition. Graphic, text and search widgets may be comprised of static elements, such as trademarks, images, and icons, and dynamic elements, which include, but are not limited to, photographs, images, ratings, reviews, reports, questions, summaries, text, active links or other source identifiers, and employee or employer related information or other similar materials.

Simplink, a widget published by Trustmark, provides access to content and Services from points outside of the Trustmark domain. You acknowledge and agree that Simplink may, without limitation, display Trustmark logos, images and text that link to the Trustmark site or to information and other content located on the Trustmark site. Simplink may consist all software files or images incorporated in, or generated by, Trustmark and any and all data and embedded code that accompanies the Simplink, including any upgrades, enhancements, modifications, updates and revisions of such software and code.

3. **Eligibility and Placement of Simplink**

You are prohibited from placing or using Simplink on websites, platforms or devices that include content that is offensive, abusive, harassing, threatening, discriminatory, vulgar, pornographic, or otherwise inappropriate as determined by Simplink in its sole discretion. You must place Simplink in a context appropriate to the content of Simplink, and any reference to Simplink or its products and services must be accurate.

4. **License**

Subject to these Terms, Trustmark hereby grants you a limited, non-exclusive, worldwide, royalty-free, revocable, terminable, personal, non-transferable, non-sublicensable, license solely for your use as permitted

by these Terms to download, access, display and use Simplink on your website, devices or other similar platforms for the purposes described within this document.

YOU MAY NOT DIRECTLY OR INDIRECTLY ATTEMPT TO RE-SELL, REDISTRIBUTE, SYNDICATE OR OTHERWISE COMMERCIALIZE SIMPLINK CONTENT IN ANY WAY WITHOUT WRITTEN NOTICE TO AND THE FURTHER EXPRESS WRITTEN CONSENT OF SIMPLINK.

5. **Lawful Use**

You shall use Simplink in a manner consistent with any and all applicable law and solely for lawful purposes.

6. **Reservation of Rights and Control**

Trustmark has and shall retain absolute control over Simplink. Trustmark may change, modify, suspend, regulate, adjust or discontinue any aspect of Simplink, in whole or in part, at any time without prior notice.

7. **Monitoring**

You acknowledge and agree that we may use data capture, syndication analysis and other similar tools to track, extract, compile, aggregate and analyze any data or information resulting from the use of Simplink. You acknowledge and agree that Simplink may reasonably monitor, including by automated means, your site and your use of Simplink, for the purpose of confirming compliance with these terms of use.

8. **No Simplink Modification**

You shall not modify Simplink. Without limitation, you shall not (i) change any code provided by Trustmark; (ii) obscure or disable any element of Simplink; (iii) alter any links embedded within Simplink; (iv) tag links to Trustmark from Simplink with a "nofollow" attribute; (v) redirect any links; (vi) otherwise prevent or discourage search engines from following or scoring any links; and (vii) insert any intermediate page, splash page or other content between Simplink and the applicable web page. You shall not cause, direct, allow, permit or authorize any modification of the Simplink, which includes separation into component parts or creation of derivative works.

9. **No Disruption**

You will not (i) interfere with, disrupt, or create an undue burden on the networks, applications, systems or services connected to or supporting Simplink; (ii) introduce or implement software or automated agents incorporating or in association with Simplink, or access Simplink, to strip, mine, compile or collect Trustmark content; or (iii) interfere with, disrupt, or modify any data or functionality of Simplink.

10. **Third Party Software, Hardware, and Services**

You agree that you are responsible for all third party software, hardware, and services used in connection with Simplink. Any third party software, hardware, and services (whether required or optional) that you use in conjunction with Simplink is the sole responsibility of such third party, and is subject to the terms, conditions, warranties and disclaimers provided by such third party.

11. **Restrictions and Limitations**

You may not do any of the following with any Simplink:

1. Copy, modify, reproduce, republish, post, transmit, offer for sale, or redistribute Simplink without the express prior written authorization or permission of Simplink;
2. Sell, assign, sublicense, rent, lease, lend, distribute, export, act as an intermediary or provider, or otherwise grant rights to third parties with regard to Simplink, whether by operation of law or otherwise;
3. Decompile, reverse engineer, disassemble, rent, lease, loan, distribute, or create derivative works or improvements from Simplink or any portion thereof, or attempt to discover any source code, protocols, or other trade secrets in Simplink;
4. Obtain or attempt to obtain unauthorized access to Trustmark's network;
5. Incorporate Simplink into any hardware or software device or platform that you are not authorized to use or otherwise modify;
6. Use, export, or re-export Simplink in violation of applicable law or regulations;
7. Use Simplink for any other purpose for which Simplink were not designed;
8. Use Simplink in any unlawful manner, for any unlawful purpose, or in any manner inconsistent with these Terms;
9. Display Simplink on any website that disparages Trustmark or its products or services, or that infringes any Trustmark intellectual property or other rights; or

12. **Indemnification**

You agree to defend, indemnify, and hold Trustmark, our subsidiaries, affiliates, officers, agents, and other partners and employees, harmless from any loss, liability, claim, or demand, including reasonable attorney's fees, made by any third party due to or (i) arising out of your use of the Simplink; (ii) arising from your breach of any provisions herein; or (iii) as a result of your violation of any law or the rights of a third party.

13. **Your Representations and Warranties**

By accessing or using the Simplink, you represent and warrant that: (i) you are thirteen (13) years of age or older upon use; (ii) you have full power and authority to enter into this Agreement; (iii) you will comply with all applicable law with respect to your performance under these Terms; (iv) your use of Simplink will not violate the rights of or any other obligation (including contractual obligation) you might have towards third parties; (v) you have necessary software and system capability to utilize Simplink in a manner consistent with the purpose of Simplink.

14. **Warranty Disclaimer**

SIMPLINK IS PROVIDED ON AN “AS IS” AND “AS AVAILABLE” BASIS WITH NO WARRANTIES WHATSOEVER. YOU UNDERSTAND AND AGREE THAT YOU USE SIMPLINK AND RELATED SERVICES AT YOUR OWN DISCRETION AND RISK. SIMPLINK DISCLAIMS ALL WARRANTIES OF ANY KIND, WHETHER EXPRESS, IMPLIED, STATUTORY OR OTHERWISE, INCLUDING BUT NOT LIMITED TO THE WARRANTIES OF MERCHANTABILITY, FITNESS FOR A PARTICULAR USE, NON-INFRINGEMENT, TITLE, QUIET ENJOYMENT, QUALITY, COMPATIBILITY, ACCURACY, SECURITY, RELIABILITY, TIMELINESS, AVAILABILITY, AND PERFORMANCE OF SIMPLINK OR RELATED SERVICES. SOME JURISDICTIONS DO NOT ALLOW THE EXCLUSION OF IMPLIED WARRANTIES, SO THE ABOVE EXCLUSION MAY NOT APPLY TO YOU.

15. **Limitation of Liability**

SIMPLINK IS BEING PROVIDED FREE OF CHARGE. ACCORDINGLY, YOU AGREE THAT TRUSTMARK SHALL HAVE NO LIABILITY ARISING FROM OR BASED ON YOUR USE OF THE SIMPLINK. TRUSTMARK WILL NOT BE LIABLE TO YOU FOR ANY LOSS OR DAMAGE, INCLUDING WITHOUT LIMITATION, LOST REVENUE, PROFITS OR DATA, OR FOR SPECIAL, INDIRECT, CONSEQUENTIAL, INCIDENTAL OR PUNITIVE DAMAGES, HOWEVER CAUSED AND REGARDLESS OF THE THEORY OF LIABILITY (INCLUDING NEGLIGENCE), ARISING OUT OF OR RELATED TO SIMPLINK, OR ANY VIRUS OR OTHER CONTAMINATION OR ANY USE OR UNAVAILABILITY OF SIMPLINK EVEN IF TRUSTMARK HAS BEEN ADVISED OF THE POSSIBILITY OF SUCH DAMAGES. THIS LIMITATION OF LIABILITY SHALL APPLY WHETHER THE DAMAGES ARISE FROM USE OR MISUSE OF AND RELIANCE ON SIMPLINK, FROM INABILITY TO USE THE SIMPLINK OR FROM THE INTERRUPTION, SUSPENSION, OR TERMINATION OF SIMPLINK (INCLUDING SUCH DAMAGES INCURRED BY THIRD PARTIES). SUCH LIMITATION SHALL APPLY NOTWITHSTANDING A FAILURE OF ESSENTIAL PURPOSE OF ANY LIMITED REMEDY AND TO THE FULLEST EXTENT PERMITTED BY LAW. SOME STATES OR OTHER JURISDICTIONS DO NOT ALLOW THE EXCLUSION OR LIMITATION OF

LIABILITY FOR INCIDENTAL OR CONSEQUENTIAL DAMAGES, SO THE ABOVE LIMITATIONS AND EXCLUSIONS MAY NOT APPLY TO YOU.

16. **Term and Termination**

This Agreement shall remain in full force and effect while you are using Simplink or until terminated by either party.

17. **Enforcement**

This Agreement shall be governed by the laws of the State of Illinois without giving effect to any conflict of laws principles that may provide the application of the law of another jurisdiction.

Table of Contents

Simplink Terms of Use	2
Introduction	8
Simplink Widget Processing Flow	8
Simplink API Processing Flow	9
Prerequisites	10
Supported Browsers	10
Integration Checklist	10
Invocation Parameters	11
API Integration Steps	15
Part 1: Invocation	15
Invocation APIs	15
Call Access Token API	15
Invocation Data API	16
Postman Requests Access Token	17
Call Invocation API	19
Part 2: Requesting Enrollment Application Data	20
Postman Requests Access Token and Calls EnrollmentData API	32
Part 3: Success, Waive and Complete Enrollment URLs	33
Success Service	33
Failure Service	34
Part 4: Integrating Mashup code	36
Trustmark Product Plan Details	39
Trustmark Enrollment Data	42
Employee Record	42
Product Record	43
Dependent Record	44
Beneficiary Record	45
API Error Response	46
API Error Response Messages	46
Skinnability	47
Sample Client Data	48

Introduction

Simplink provides seamless integration with the benefit administration (ben admin) systems of other companies, enabling employees/enrollers to enroll in Trustmark products without having to leave the hosting system. Simplink creates a skinnable widget that incorporates seamlessly into a hosting ben admin system. For a sample Simplink screen as it appears after being incorporated into a ben admin system, see Figure 3: Skinned Simplink Screen.

Simplink provides the following benefits:

- **Technology Companies** – Once implemented, minimal setup is needed for each additional employee added to the system, which saves time. And there is no need to provide Trustmark with enrollment files.
- **Brokers** – Simplink expands your ability to offer Trustmark’s full range of products and offerings. All Trustmark marketed products and all underwriting levels are available within the Widget, so there is no need to simplify or reduce offerings to meet a system requirement.
- **Employers** – HR staff and employers will save time with quicker issuance of policies and claim payments because enrollment data is housed in the Simplink widget. No database access is required.
- **Employees** – Eases employee enrollment and their ability to purchase the appropriate level of coverage to fit their needs.

Trustmark provides the Simplink SDK, which includes the necessary API to implement the Simplink Widget in your ben admin system.

Simplink Widget Processing Flow

The Simplink Widget is embeddable within your ben admin technology solution. It provides a holistic mashup solution, using content from several sources to generate a new source that is then displayed in the ben admin user interface, enabling integration with any ben admin technology solution and offering the following features:

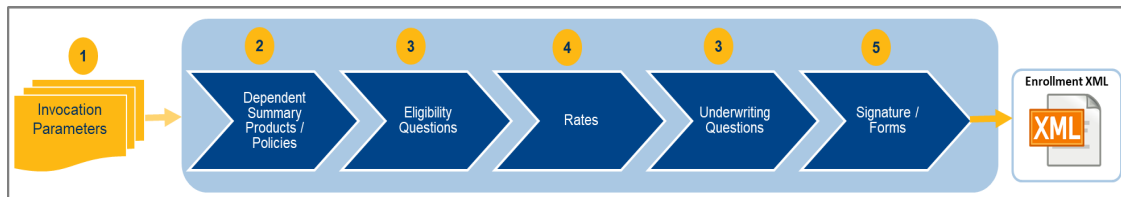
- [Skinnability](#) (dynamic skin specific to client).
- Quick and secure setup.
- Minimal effort for integration because most of it is autonomous.

The following is the processing flow of the Simplink Widget:

1. Invocation data such as employee and dependent demographic information is sent from the host ben admin system to the Simplink Widget.
2. Enroller/employee can update the dependent summary, modify existing coverages and enroll in newly available products.
3. Eligibility and underwriting questions are dynamically displayed in the Widget based on the benefit amount, product and demographic information.
4. Rates are calculated based on the benefit amount and riders selected by the enroller and displayed for people insured.

5. A summary of the application details is displayed to enroller/employee to review and sign before submission.
6. Completed application details (exported as an enrollment xml file) are processed through the Trustmark system to generate a policy.

The following graphic shows the Simplink processing flow:



Note: Processing can be performed concurrently.

Simplink API Processing Flow

Behind the scenes, integration processing can proceed concurrently. For example, the Mashup code can be integrated (step 5) first and then the invocation parameters can be sent (step 1). We arranged processing in this way to make it easier to explain and understand:

1. Invocation parameters are sent.
2. Invocation API is called, and processing occurs:
 - a. Call Invocation Data API
 - b. Call Access Token
 - c. Postman requests access token and calls invocation API
3. Widget consumes Enrollment Application Data:
 - a. Postman requests access token and calls the EnrollmentData API
4. Success or Fail URL is passed from Simplink to the ben admin system.
5. Mashup code is integrated.

Prerequisites

The Simplink API uses OAuth for security and renders output in JSON format. However, you can use any application for your security and Simplink will work with it seamlessly. In addition, you can use any development environment for your ben admin product. For testing and implementation purposes, we suggest using the Postman tool in a non-production environment.

Supported Browsers

Trustmark supports the following browsers:

- Microsoft Edge
- Google Chrome 45 or above
- Mozilla Firefox 52 or above
- Apple Safari latest version

All browsers must have cookies and JavaScript enabled. We recommend setting your browser to automatically update whenever it detects the availability of a new version of the browser. We support the current and previous major releases of Edge, Chrome, Firefox and Safari on a rolling basis. Each time a new version is released, we begin supporting that version and stop supporting the third most recent version.

Integration Checklist

Trustmark offers technical support to ensure a timely, successful implementation. of Simplink. We recommend regular (at least weekly) check-ins to answer any questions and make sure we are meeting our timeline. Trustmark will provide Simplink contact information during initial meeting.

The following is a checklist that can help guide these meetings:

Step		Result/Notes
1	Trustmark provides the Software Development Kit (SDK) and gives an overview of Simplink.	Shows the ease with which the Simplink widget can be incorporated into the client's ben admin system. Trustmark highlights the advantages of using Simplink to offer Trustmark Insurance products (UNIV, CRIT, ACCI, DISA and HIP, etc.).
2	Trustmark provides Client ID and Client Secret keys, APIs, and Mashup code (Simplink SDK). Note: Userid and password for mashup do not expire.	Demonstrates the simplicity and small footprint of Simplink.
3	Client runs Mashup code.	Displays a basic, empty Simplink widget as verification.
4	Client incorporates Simplink API and Mashup code into Ben admin system environment.	Client tests launching Simplink using invocation data from client's system.
5	Client runs a test application within Simplink.	Simplink enrollment screens for the specific product (UNIV, CRIT, ACCI, DISA and HIP) display, allowing an application to be completed. Simplink screen color should match that of the ben admin system.

Step	Result/Notes	
6	Client incorporates Simplink return API call into Ben admin system environment.	Completed Trustmark information is in ben admin system and a confirmation statement received.
7	Client checks in regularly (at least once a week).	Provides a question and answer session so client understands Simplink operations and processing.

Once integration fully tested with Ben admin in STG environment, Trustmark will send new client id, client Secret and mashup code pointing to production environment. Benadmin will use production client id to send the enrollment data.

Invocation Parameters

Below invocation parameters are input parameters from the host Ben Admin system.

- These parameters enable the enrollment process for the employee/enroller during the enrollment/ re-enrollment process.

Note: Do not send JSON field keys as part of invocation call request if they have NULL/blank values. All mandatory fields are expected to pass both key and value.

Business Name	Description	Mandatory	Invocation Parameters (JSON)	Field Length	Values
Client ID	This is how the client identifies themselves (for this specific enrollment). Ben Admin will have Trustmark client ID information.	Yes	ClientID	20 digit integer	0123456789
Client Name	Client Name is optional field	No	ClientName	50 Alpha Numeric	ABC Pharma
AllowClientEdits	Indicator to allow edit the dependent information. Default value is N	No	AllowClientEdits	Min – 0 and Max 1	Y OR N
Employee Details					
Employee SSN	If Employee SSN is not available, do not send the Employee SSN field.	Conditional	EmployeeSSN	Min and Max - 9 Digit integer	111111111
Employee ID	Employee ID must be provided at invocation	Yes	EmployeeID	64 string	111111111
Employee First Name	First Name	Yes	EmployeeFirstName	Min – 1 String	john

Business Name	Description	Mandatory	Invocation Parameters (JSON)	Field Length	Values
				Max 100 String	
Employee Middle Initial	Middle Initial	No	EmployeeMiddleName	Min – 0 String Max 10 String	M
Employee Last Name	Last Name	Yes	EmployeeLastName	Min – 1 String Max 100 String	Wick
Date of Birth	Birth Date	Yes	DateOfBirth	Min and Max – 8 String	20190303 YYYYMMDD
Gender	Gender of employee	Yes	Gender	Min – 1 Max – 2 Strings	M – Male F – Female U – UnKnown
Date of Hire	Employee Hire Date	Yes	DateOfHire	Min and Max – 8 String	20190303 YYYYMMDD
Employee Address					
Address Line1	Employee Address Information	Yes	EmployeeAddress1	Min – 1 Max – 200 Strings	22 Waterbury Rd
Address Line2	Employee 2 nd Level of Address	No	EmployeeAddress2	Min – 0 Max – 200 Strings	Near Robert factory
City	City	Yes	City	Min – 1 Max – 100 Strings	Montclair
State	State	Yes	State	Min – 1 Max – 100 Strings	IL

Business Name	Description	Mandatory	Invocation Parameters (JSON)	Field Length	Values
ZipCode	Zip code	Yes	ZipCode	Min – 1 Max – 10 Strings	07043
Location	Used to describe the nominal 'location' that the employee is associated with (this could be a physical place/city/town, but could be used to describe sub-organizations or classes of work, e.g. "bus drivers"). This is used for eligibility	No. If location is setup in Ben Admin, needs to be passed.	Location	Min – 1 Max – 100 Strings	Montclair
Contact Details					
Phone Number	Primary Phone Number	No	PhoneNumber	Min - 0 & Max – 20 Strings	0123456789
Primary Email	Primary Email Address	No	EmailAddress	Min – 0 Max – 100 Strings	a@a.com
CustomFunctionality	Parameter for shopping cart functionality	No	CustomFunctionality	Min – 1 & Max – 256 String	Y
Job Details					
Department	Used for billing purposes	No. If department is setup in Ben Admin, needs to be passed.	Department	Min – 1 Max – 50 Strings	Billing
Full Time or Part Time Employee	Indicator of full time/part time	No	FullOrPartTime	Min – 2 & Max – 3 String	PT or FT
Salary	For DI	No	Salary	Min – 1 Max – 50	1234.00

Business Name	Description	Mandatory	Invocation Parameters (JSON)	Field Length	Values
				integer	
Hours Worked by week	Integer value of hours worked weekly	Yes	HoursWorked	Min – 1 Max – 3 integer	10.00
Deduction Mode	Number of deductions to be made annually to cover the cost of premiums.	Yes	DeductionMode	Min – 1 Max – 2 integer	52
Product Details					
Product Code	Trustmark product code selected to enroll. Only these 4 values are expected from the Ben Admin	Yes	ProductCode	Min – 1 & Max – 50 String	UNIV, CRIT, ACCI, DISA, HIP
Dependent Summary -					
Dependent ID	Yes - for each dependent (spouse, child, grandchild)	Yes	DependentID	Min – 0 & Max – 100 String	1234
Dependent D					
Dependent First Name	Yes - for each dependent (spouse, child, grandchild)	No	DependentFirstName	Min – 0 & Max – 100 String	Susan
Dependent Middle Name	Yes - for each dependent (spouse, child, grandchild)	No	DependentMiddleName	Min – 0 & Max – 100 String	M
Dependent Last Name	Yes - for each dependent (spouse, child, grandchild)	No	DependentLastName	Min – 0 & Max – 100 String	Wick
Dependent Date of Birth	Yes - for each dependent (spouse, child, grandchild)	No	DepBirthDate	Min and Max – 8 string	20190303 YYYYMMDD
Relationship	Yes - for each dependent (spouse, child, grandchild)	No	Relationship	Min – 0 & Max – 2 String	C – Child S – Spouse GC –Grand Child DP – Domestic Partner
Dependent Gender	Yes - for each dependent (spouse, child, grandchild)	No	DependentGender	Min – 0 Max – 2 Strings	M – Male F – Female

API Integration Steps

This section provides more detail about the Simplink API integration and processing. The solution has handshake calls during the integration process. The integration proceeds in the following manner:

1. **Invocation**—Releasing invocation data from ben admin system.
2. **Requesting**—[Enrollment application data](#) is sent to Simplink when the enrollment process is complete.
3. **Adding mashup code (JavaScript)**—Displays the Simplink widget in the enrollment process flow of the ben admin system.
4. **Error handling**— the system displays basic error messages that can be modified by ben admin developers.

Note: These steps can proceed concurrently.

Part 1: Invocation

The connection process involves a secured Rest API service call in which the ben admin technical system authenticates the Simplink widget. Trustmark resources and the ben admin system’s IT resources collaborate on the integration.

Invocation APIs

As part of the integration exercise, an authentication ID and API key will be provided by Trustmark. These values should be protected.

Trustmark recommends using Oauth2 authentication for secured connectivity. The ben admin system makes the following requests when sharing invocation parameters:

1. Call API to get a token value.
2. Use token value to access API with invocation parameters.

Call Access Token API

The ben admin system calls the access token API to get the token value, which will be valid for 1 hour.

URL	https://qa-api.trustmarkbenefits.com/tmk-np/qa/v2/oauth2/token
Body (Benadmin Credentials)	grant_type:client_credentials client_id: ec74d0569ce5b42fcb21c78cb48212de client_secret: 201ec0ce9b6750cdf15473961f50460e scope:vb
Header	
Content Type	Content-Type:application/x-www-form-urlencoded
Authorization	Client_id and Client_secret should be passed in the body as query param. Refer Body section.
Response in Body (Output)	{ "token_type": "Bearer", "access_token": "AAIgN2Q0ODQwZjkxYzkyNWU3MDUxYTk1ZmQ3MTMzZTlwNmIwkoDvqLwc7OTr8KTMCqK-cr4wQ_P8T54jZADlbgE_ar-F6RttwU8g4S4-btsMNkreADy-y8GH0zVeSr7kCX9l36J_P2ahGOoiJiLymCsp1lozNYMDTIyxn3h2CgSE",

	<pre>"scope": "vb", "expires_in": 3600, "consented_on": 1580996913 }</pre>
--	--

Invocation Data API

When the ben admin system has received an access token value, it makes a second call to send the invocation parameter data. The following is a sample of the invocation data structure:

Note: The sample invocation relies on OAuth 2.0.

URL	https://qa-api.trustmarkbenefits.com/tmk-np/qa/benadmin/benadmin_integration
Body	<pre>{ "ClientName": "High Gate Hotels", "ClientID": "123456789", "EmployeeSSN": "111111111", "EmployeeID": "12345000", "DateOfHire": "20191202", "FullOrPartTime": "FT", "HoursWorked": "40", "DateOfBirth": "20190301", "Gender": "M", "EmployeeFirstName": "John", "EmployeeMiddleName": "S", "EmployeeLastName": "Wick", "Location": "Salt Lake", "Department": "Insurance", "Salary": "53256", "DeductionMode": "52", "EmployeeAddress1": "22 Waterbury", "EmployeeAddress2": "Near burylane", "City": "Montclair", "State": "NJ", "ZipCode": "07043", "ProductCode": "UNIV", "PhoneNumber": "1234567890", "EmailAddress": "hcf@trustmarkins.com", "AllowClientEdits": "Y", "CustomFunctionality": "Y", "Dependents": [{ "DependentID": "12345", "DependentFirstName": "Dep1", "DependentLastName": "Dep1_1", "DepBirthDate": "20190103", "Relationship": "C", "DependentGender": "M" }, { "DependentID": "12346", "DependentFirstName": "Dpe2", "DependentLastName": "Dpe2_2", "DepBirthDate": "20190102", "Relationship": "S", "DependentGender": "M" }] }</pre>

]
	}
Header	
Content Type	Content-Type:application/json
Authorization	Authorization:Bearer AAIlgN2Q0ODQwZjkxYzkyNWU3MDUxYTk1ZmQ3MTMzZTlwNmJG0gpgSZbBs49a4qeLLo358IVpjlRa89YpfwZ-2SkdGIIYf6MJpkM3kAqfNngkJoSleHM0w4oOgKsHfeZYslexcTz_M-KHMMboNeDMPm2F5-RSRPyFpKGFxPtB7uahPEo
Client_id (Benadmin credentials client_id)	ec74d0569ce5b42fcb21c78cb48212de
Response in Body (Output)	{ "ClientToken": "c898cf90-3c0d-11e9-bd62-005056bc4630", "pyStatusValue": "200", "ResponseDateTime": "2019-03-04T21:57:03.788Z" }

Postman Requests Access Token

The following is a JSON (Java Script Object Notation) request to receive the access token.

```
{
  "info": {
    "_postman_id": "d311bf81-e702-48d8-9561-2869305fcb1",
    "name": "TrustmarkBenadmin QA Generate Access Token",
    "schema": "https://schema.getpostman.com/json/collection/v2.1.0/collection.json"
  },
  "item": [
    {
      "name": "QA - Generate Access Token",
      "request": {
        "method": "POST",
        "header": [
          {
            "key": "Content-Type",
            "value": "application/x-www-form-urlencoded"
          },
          {
            "key": "client_id",
            "type": "text",
            "value": "7d4840f91c925e7051a95fd7133e206b",
            "disabled": true
          },
          {
            "key": "client_secret",
            "type": "text",
            "value": "8f8bbdc8ed610565b9db8423ddc236ec",
            "disabled": true
          }
        ],
        "body": {
          "mode": "urlencoded",
          "urlencoded": [
            {
              "key": "grant_type",
              "value": "client_credentials",
              "type": "text"
            }
          ]
        }
      }
    }
  ]
}
```

```

        {
            "key": "client_id",
            "value": "ec74d0569ce5b42fcb21c78cb48212de",
            "type": "text"
        },
        {
            "key": "client_secret",
            "value": "201ec0ce9b6750cdf15473961f50460e",
            "type": "text"
        },
        {
            "key": "scope",
            "value": "vb",
            "type": "text"
        }
    ],
    "options": {
        "urlencoded": {}
    }
},
"url": {
    "raw": "https://qa-api.trustmarkbenefits.com/tmk-np/qa/v2/oauth2/token",
    "protocol": "https",
    "host": [
        "qa-api",
        "trustmarkbenefits",
        "com"
    ],
    "path": [
        "tmk-np",
        "qa",
        "v2",
        "oauth2",
        "token"
    ]
}
},
"response": []
}
},
"protocolProfileBehavior": {}
}

```

Call Invocation API

The following API is used to invoke the call to authorize communication between Simplink and the ben admin system:

```
{
  "info": {
    "_postman_id": "54ecc6e5-3d90-40ab-98fb-de2466db7b91",
    "name": "Trustmark BenAdmin QA - Invocation Data API",
    "schema": "https://schema.getpostman.com/json/collection/v2.1.0/collection.json"
  },
  "item": [
    {
      "name": "QA - Gateway Endpoint - Success",
      "request": {
        "auth": {
          "type": "noauth"
        },
        "method": "POST",
        "header": [
          {
            "key": "Content-Type",
            "name": "Content-Type",
            "type": "text",
            "value": "application/json"
          },
          {
            "key": "client_id",
            "type": "text",
            "value": "ec74d0569ce5b42fcb21c78cb48212de"
          },
          {
            "key": "client_secret",
            "type": "text",
            "value": "9d48523d7ca5f342d945cf2896ffceeb",
            "disabled": true
          },
          {
            "key": "Authorization",
            "type": "text",
            "value": "Bearer
AAIgzWM3NGQwNTY5Y2U1YjQyZmNiMjFjNzhjYjQ4MjE5ZGx0HW_bp9ly9L-
HnBLTunQfbatk_vjKQ6p5WTQXWb0T5AaI0SNJZfm4AOAQIQqCmAW5N17CjZFie1sMbtLXBcOCRx-
oRbkFVIQ2xKenVNSlYlRyB9K1jy94X2vOT4EnAI"
          }
        ],
        "body": {
          "mode": "raw",
          "raw": "{\r\n  \\"ClientName\":"\\"High Gate Hotels\","\r\n  \\"ClientID\":"\\"123456789\","\r\n
\\"EmployeeSSN\":"\\"111111111\","\r\n  \\"EmployeeID\":"\\"12345000\","\r\n  \\"DateOfHire\":"\\"20191202\","\r\n
\\"FullOrPartTime\":"\\"FT\","\r\n  \\"HoursWorked\":"\\"40\","\r\n  \\"DateOfBirth\":"\\"20190301\","\r\n  \\"Gender\":"\\"M\","\r\n
\\"EmployeeFirstName\":"\\"John\","\r\n  \\"EmployeeMiddleName\":"\\"S\","\r\n  \\"EmployeeLastName\":"\\"Wick\","\r\n  \\"Location\":"\\"Salt
Lake\","\r\n  \\"Department\":"\\"Insurance\","\r\n  \\"Salary\":"\\"53256\","\r\n  \\"DeductionModel\":"\\"52\","\r\n  \\"EmployeeAddress1\":"\\"22
Waterbury\","\r\n  \\"EmployeeAddress2\":"\\"Near burlanel\","\r\n  \\"City\":"\\"Montclair\","\r\n  \\"State\":"\\"NJ\","\r\n
\\"ZipCode\":"\\"07043\","\r\n  \\"ProductCode\":"\\"UNIV\","\r\n  \\"PhoneNumber\":"\\"1234567890\","\r\n
\\"EmailAddress\":"\\"hcf@trustmarkins.com\","\r\n  \\"AllowClientEdits\":"\\"Y\","\r\n  \\"CustomFunctionality\":"\\"Y\","\r\n  \\"Dependents\":"[
\r\n  {\r\n    \\"DependentID\":"\\"12345\","\r\n    \\"DependentFirstName\":"\\"Dep1\","\r\n
\\"DependentLastName\":"\\"Dep1_1\","\r\n    \\"DepBirthDate\":"\\"20190103\","\r\n    \\"Relationship\":"\\"C\","\r\n
\\"DependentGender\":"\\"M\","\r\n    {\r\n      \\"DependentID\":"\\"12346\","\r\n      \\"DependentFirstName\":"\\"Dpe2\","\r\n
\\"DependentLastName\":"\\"Dpe2_2\","\r\n      \\"DepBirthDate\":"\\"20190102\","\r\n      \\"Relationship\":"\\"S\","\r\n

```

```

"DependentGender": "\M\r\n }\r\n ]\r\n}\r\n",
      "options": {
        "raw": {}
      }
    },
    "url": {
      "raw": "https://qa-api.trustmarkbenefits.com/tmk-
np/qa/benadmin/benadmin_integration",
      "protocol": "https",
      "host": [
        "qa-api",
        "trustmarkbenefits",
        "com"
      ],
      "path": [
        "tmk-np",
        "qa",
        "benadmin",
        "benadmin_integration"
      ]
    }
  },
  "response": []
},
"protocolProfileBehavior": {}
}

```

Part 2: Requesting Enrollment Application Data

After the invocation has completed, the API requests enrollment data from the ben admin system. The Enrollment API is in progress and sends all data in the JSON format. To review the output information from the completed enrollment application, see [Trustmark Enrollment Data](#).

The following is a sample of the enrolment data record that is sent to the ben admin system after the applicant fills out the application in the Simplink widget:

URL	https://qa-api.trustmarkbenefits.com/tmk-np/qa/benadmin/enrollmentdata
Body	{ "EmployeeLastName": "Thomas", "EmployeeFirstName": "John", "ProductCode": "UNIV", "EmployeeSSN": "222220009", "ClientID": "2000000149", "ResidentState": "IL", "CoverageTier": "E" }
Header	
Content Type	application/json
Client_id (Benadmin credentials client_id)	ec74d0569ce5b42fcb21c78cb48212de
Authorization	Bearer AAIgN2Q0ODQwZjKxYzkyNWU3MDUxYTk1ZmQ3MTMzZTlwNmJG0gpgSZbBs49a4qeLLo3581VpjlRa89Ypf wZ-2SkdGIlyf6MJpkM3kAqfNngkJoSlEHM0w4oOgKsHfeZYslexcTz_M-KHMMboNeDMPm2F5- RSRPyFpKGFxPtB7uahPEo
Response in	{ "City": "Lake Forest", }

Body (Output)	<pre> "DateOfHire": "20190201", "DeductionMode": "52", "EmailAddress": "Robert768@gmail.com", "EmployeeAddress1": "400 N Field Dr", "EmployeeDateOfBirth": "19711104", "EmployeeFirstName": "John", "EmployeeID": "47654", "EmployeeLastName": "Thomas", "Gender": "M", "PhoneNumber": "8894561230", "pxObjClass": "TMK-ENR-Work-Enrollment", "pyCount": "4", "TotalModalDeductionPremium": "91.17", "TotalMonthlyDeductionPremium": "243.88", "ZipCode": "60045", "pxResults": [{ "ApplicantFirstName": "John", "ApplicantLastName": "Thomas", "applicationId": "1602726135", "ApplicationStatus": "Waived", "EffectiveDate": "2020-12-01", "ID": "E-186053", "InsuredType": "E", "JobClass": "Full Time", "PlanId": "TULE20500", "PlanName": "Trustmark Universal LifeEvents@ Insurance", "ProductCode": "UNIV", "ProductMarketedName": "Universal Life" }, { "AdditionalModalDeductionPremium": "21.39", "AdditionalMonthlyDeductionPremium": "92.69", "ApplicantFirstName": "John", "ApplicantLastName": "Thomas", "applicationId": "1602726060", "ApplicationStatus": "Completed", "BenefitAmount": "50000.00", "CostPerPayPeriod": "21.39", "CoverageTier": "E", "CoverageTierDesc": "Employee", "Gender": "M", "ID": "E-186052", "InsuredType": "E", "JobClass": "Full Time", "PlanId": "TSUL20500", "PlanName": "Trustmark Universal Life Insurance", "EffectiveDate": "2020-12-01", "ProductCode": "UNIV", "ProductMarketedName": "Universal Life", "SignedDateValue": "2020-10-13", "BeneficiaryInfo": [{ "BeneficiaryPercent": "100", "BeneficiaryType": "Primary", "BenRelationship": "Estate", "FullName": "Estate", "pxObjClass": "TMK-Data-Dependants" }] }] </pre>
---------------	--

	<pre>], "insured": [{ "insAge": "49", "InsDateOfBirth": "1971-11-04", "insFirstName": "John", "insLastName": "Thomas", "insRelationToInsured": "E", "insSex": "M", "insStatus": "ADDED", "InsuredId": "47654", "pxObjClass": "TMK-ENR-Int-XMLMapping-InsuredType" }] }, { "ApplicantName": "VERONICA THOMAS", "ApplicationStatus": "Active", "BenefitAmount": "111519.0", "CostPerPayPeriod": "33.02", "CoverageTier": "S ", "DeductionMode": "26", "ExistingModalDeductionPremium": "33.02", "ExistingMonthlyDeductionPremium": "71.54", "PlanName": "Universal Life Events 205", "EffectiveDate": "2008-02-01", "PolicyNo": "J03227", "ProductCode": "UNIV" }, { "ApplicantName": "JOHN THOMAS", "ApplicationStatus": "Active", "BenefitAmount": "107361.0", "CostPerPayPeriod": "36.76", "CoverageTier": "E ", "DeductionMode": "26", "ExistingModalDeductionPremium": "36.76", "ExistingMonthlyDeductionPremium": "79.65", "PlanName": "Universal Life Events 205", "EffectiveDate": "2008-02-01", "PolicyNo": "J03246", "ProductCode": "UNIV" }] </pre>
--	--

- During the application enrollment if the invocation parameter for AllowClientEdits flag set as “Y” then Trustmark Enrollment data includes Dependent data as shown below example.

URL	https://qa-api.trustmarkbenefits.com/tmk-np/qa/benadmin/enrollmentdata
Body	<pre> { "EmployeeLastName": "Thomas", "EmployeeFirstName": "John", "ProductCode": "UNIV", "EmployeeSSN": "222220009", "ClientID": "2000000149", "ResidentState": "IL", "CoverageTier": "E" } </pre>

Header	
Content Type	application/json
Client_id (Benadmin credentials client_id)	ec74d0569ce5b42fcb21c78cb48212de
Authorization	Bearer AAIgN2Q0ODQwZjkyYzkyNWU3MDUxYTk1ZmQ3MTMzZTIwNmJG0gpgSZbBs49a4qeLLo3581VpjlRa89YpfwZ-2SkdGIlyf6MJpkM3kAqfNngkJoSleHM0w4oOgKsHfeZYslexcTz_M-KHMMboNeDMPm2F5-RSRPyFpKGFxPtB7uahPEo
Response in Body (Output)	<pre>{ "City": "Lake Forest", "DateOfHire": "20190201", "DeductionMode": "52", "EmailAddress": "Robert768@gmail.com", "EmployeeAddress1": "400 N Field Dr", "EmployeeDateOfBirth": "19711104", "EmployeeFirstName": "John", "EmployeeID": "47654", "EmployeeLastName": "Thomas", "Gender": "M", "PhoneNumber": "8894561230", "pxObjClass": "TMK-ENR-Work-Enrollment", "pyCount": "4", "TotalModalDeductionPremium": "91.17", "TotalMonthlyDeductionPremium": "243.88", "ZipCode": "60045", "pxResults": [{ "ApplicantFirstName": "John", "ApplicantLastName": "Thomas", "applicationId": "1602726135", "ApplicationStatus": "Waived", "EffectiveDate": "2020-12-01", "ID": "E-186053", "InsuredType": "E", "JobClass": "Full Time", "PlanId": "TULE20500", "PlanName": "Trustmark Universal LifeEvents® Insurance", "ProductCode": "UNIV", "ProductMarketedName": "Universal Life" }], { "AdditionalModalDeductionPremium": "21.39", "AdditionalMonthlyDeductionPremium": "92.69", "ApplicantFirstName": "John", "ApplicantLastName": "Thomas", "applicationId": "1602726060", "ApplicationStatus": "Completed", "BenefitAmount": "50000.00", "CostPerPayPeriod": "21.39", "CoverageTier": "E", "CoverageTierDesc": "Employee", "Gender": "M", "ID": "E-186052", "InsuredType": "E", "JobClass": "Full Time",</pre>

```

"PlanId": "TSUL20500",
"PlanName": "Trustmark Universal Life Insurance",
"EffectiveDate": "2020-12-01",
"ProductCode": "UNIV",
"ProductMarketedName": "Universal Life",
"SignedDateValue": "2020-10-13",
"BeneficiaryInfo": [
  {
    "BeneficiaryPercent": "100",
    "BeneficiaryType": "Primary",
    "BenRelationship": "Estate",
    "FullName": "Estate",
    "pxObjClass": "TMK-Data-Dependants"
  }
],
  "Dependants": [
    {
      "Age": "3",
      "ChildFullName": "Luna Thomas",
      "DependentDateOfBirth": "2017-08-05",
      "DependentFirstName": "Luna",
      "DependentGender": "F",
      "DependentID": "641",
      "DependentLastName": "Thomas",
      "FullName": "Luna Thomas",
      "IsEligible": "true",
      "pxObjClass": "TMK-ENR-Data-DependantData",
      "Relationship": "C"
    },
    {
      "Age": "35",
      "DependentDateOfBirth": "1983-11-06",
      "DependentFirstName": "Laura",
      "DependentGender": "F",
      "DependentID": "643",
      "DependentLastName": "Thomas",
      "FullName": "Laura Thomas",
      "IsEligible": "true",
      "pxObjClass": "TMK-ENR-Data-DependantData",
      "Relationship": "S"
    }
  ],
  "insured": [
    {
      "insAge": "49",
      "InsDateOfBirth": "1971-11-04",
      "insFirstName": "John",
      "insLastName": "Thomas",
      "insRelationToInsured": "E",
      "insSex": "M",
      "insStatus": "ADDED",
      "InsuredId": "47654",
      "pxObjClass": "TMK-ENR-Int-XMLMapping-InsuredType"
    }
  ]
},
{
  "ApplicantName": "JOHN THOMAS",
  "ApplicationStatus": "Active",
  "BenefitAmount": "107361.0",

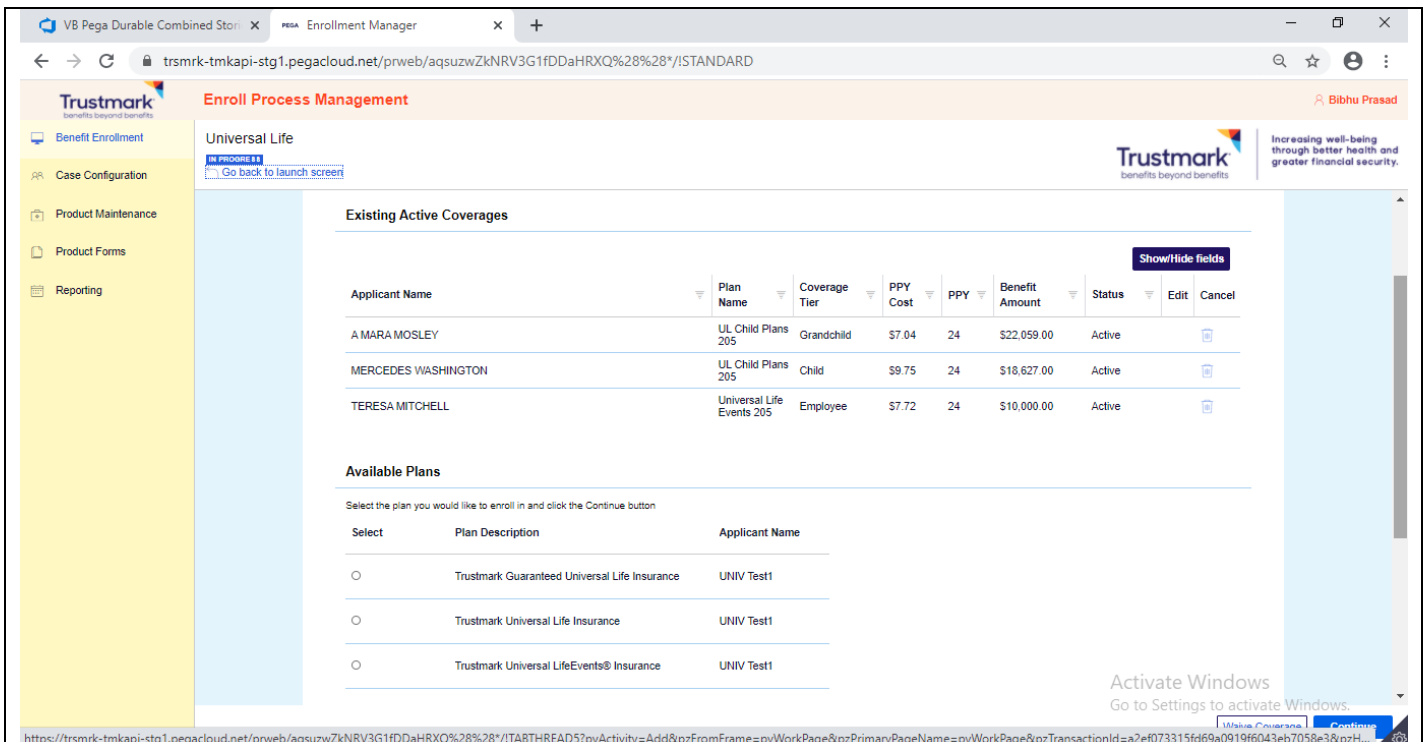
```

```

"CostPerPayPeriod": "36.76",
"CoverageTier": "E ",
"DeductionMode": "26",
"ExistingModalDeductionPremium": "36.76",
"ExistingMonthlyDeductionPremium": "79.65",
"PlanName": "Universal Life Events 205",
"EffectiveDate": "2008-02-01",
"PolicyNo": "J03246",
"ProductCode": "UNIV"
}
}
}

```

- Application cancellation when user hit the trash icon following the response sent back.



Response in Body (Output)	<pre> { "ApplicantName": "A MARA MOSLEY", "ApplicationStatus": "Canceled", "BenefitAmount": "22059.0", "CostPerPayPeriod": "0", "CoverageTier": "G ", "DeductionMode": "24", "EffectiveDate": "2021-05-04", "ExistingModalDeductionPremium": "0", "ExistingMonthlyDeductionPremium": "0.00", "PlanName": "UL Child Plans 205", "PolicyNo": "JGK3PZ ", "ProductCode": "UNIV" } </pre>
---------------------------	--

	<pre> "ApplicantName": "MERCEDES WASHINGTON", "ApplicationStatus": "Active", "BenefitAmount": "18627.0", "CostPerPayPeriod": "9.75", "CoverageTier": "C ", "DeductionMode": "24", "EffectiveDate": "2017-01-01", "ExistingModalDeductionPremium": "9.75", "ExistingMonthlyDeductionPremium": "19.50", "PlanName": "UL Child Plans 205", "PolicyNo": "JGK3MM ", "ProductCode": "UNIV" }, { "ApplicantName": "TERESA MITCHELL", "ApplicationStatus": "Canceled", "BenefitAmount": "10000.0", "CostPerPayPeriod": "0", "CoverageTier": "E ", "DeductionMode": "24", "EffectiveDate": "2020-12-01", "ExistingModalDeductionPremium": "0", "ExistingMonthlyDeductionPremium": "0.00", "PlanName": "Universal Life Events 205", "PolicyNo": "JKR4LJ ", "ProductCode": "UNIV" }] } </pre>
--	---

- Application re-enrollment Trustmark Enrollment data includes Dependent data as shown below example.

URL	https://qa-api.trustmarkbenefits.com/tmk-np/qa/benadmin/enrollmentdata
Body	<pre> { "EmployeeLastName": "AMANDA", "EmployeeFirstName": "ENGLER", "ProductCode": "ACCI", "EmployeeSSN": "168607429", "ClientID": "2000000149", "ResidentState": "IL", "CoverageTier": "E" } </pre>
Header	
Content Type	application/json
Client_id (Benadmin credentials client_id)	ec74d0569ce5b42fcb21c78cb48212de
Authorization	Bearer AAIgN2Q0ODQwZjlxYzkyNWU3MDUxYTk1ZmQ3MTMmZTlwNmJG0gpgSZbBs49a4qeLLo358IVpjlRa89Ypf

	wZ-2SkdGIIyF6MjpkM3kAqfNngkJoSleHM0w4oOgKsHfeZYslexcTz_M-KHMMboNeDMPm2F5-RSRPyFpKGFxPtB7uahPEo
Response in Body (Output)	<pre> { "City": "los angeles", "DateOfHire": "20200106", "DeductionMode": "52", "EmployeeAddress1": "test", "EmployeeDateOfBirth": "19800101", "EmployeeFirstName": "AMANDA", "EmployeeID": "7", "EmployeeLastName": "ENGLER", "EmployeeSSN": "168607429", "Gender": "M", "pxObjClass": "TMK-ENR-Work-Enrollment", "pyCount": "2", "TotalModalDeductionPremium": "3.27", "TotalMonthlyDeductionPremium": "14.17", "ZipCode": "34341", "pxResults": [{ "AdditionalModalDeductionPremium": "3.27", "AdditionalMonthlyDeductionPremium": "14.17", "ApplicantFirstName": "AMANDA", "ApplicantLastName": "ENGLER", "applicationId": "1611338548", "ApplicationStatus": "Completed", "BenefitAmount": "0.00", "CostPerPayPeriod": "3.27", "CoverageTier": "E", "CoverageTierDesc": "Employee", "EffectiveDate": "2020-05-01", "Gender": "M", "ID": "E-192275", "InsuredType": "E", "JobClass": "Full Time", "PlanId": "ACC100000", "PlanName": "Accident Insurance /Basic", "ProductCode": "ACCI", "ProductMarketedName": "Accident", "SignedDateValue": "2021-01-21", "BeneficiaryInfo": [{ "BeneficiaryPercent": "100", "BeneficiaryType": "Primary", "BenRelationship": "Estate", "FullName": "Estate", "pxObjClass": "TMK-Data-Dependants" }] }, { "insured": [{ "insAge": "40", "InsDateOfBirth": "1980-01-01", "insFirstName": "AMANDA", "insLastName": "ENGLER", "insRelationToInsured": "E", "insSex": "M", "insStatus": "ADDED", "InsuredId": "7", "pxObjClass": "TMK-ENR-Int-XMLMapping-InsuredType" }] }], { "ApplicantFirstName": "AMANDA", </pre>

	<pre> "ApplicantLastName": "ENGLER", "ApplicantName": "AMANDA ENGLER", "ApplicationStatus": "Canceled", "BenefitAmount": "0.0", "CostPerPayPeriod": "0", "CoverageTier": "EC", "CoverageTierDesc": "Employee + Children", "DeductionMode": "24", "EffectiveDate": "2020-04-30", "ExistingModalDeductionPremium": "0", "ExistingMonthlyDeductionPremium": "0.00", "InsuredType": "EC", "PlanName": "Accident", "PolicyNo": "JLG3KW ", "ProductCode": "ACCI" }] } </pre>
--	---

- **Shopping cart functionality**

1. Ben Admin need to send the CustomFunctionality = “Y” as part of the invocation API to enable the shopping cart functionality.
2. On Click on Complete Enrollment button system updates the status to “Pending Completion” and does not complete the app.
3. If the Ben Admin would like to complete/enroll the “Pending Completion” app then “CoverageTier” needs to be sent as part of existing Return API request (below), so system will update the Pending Completion to Completed and the corresponding app details will be sent as part of the Return API response.

URL	https://qa-api.trustmarkbenefits.com/tmk-np/qa/benadmin/enrollmentdata
Body	<pre> { "EmployeeLastName": "Aguilar", "EmployeeFirstName": "Bertrand", "ProductCode": "UNIV", "EmployeeSSN": "111111111", "ClientID": "2000000116", "CoverageTier": "E" } </pre>
Header	
Content Type	application/json
Client_id (Benadmin credentials client_id)	ec74d0569ce5b42fcb21c78cb48212de
Authorization	Bearer AAIqN2Q0ODQwZjkyYzkyNWU3MDUxYTk1ZmQ3MTMzZTlwNmJG0gpgSZbBs49a4qeLLo3581VpjlRa89YpfwZ-2SkdGIYf6MJpkM3kAqfNngkJoSleHM0w4oOgKsHfeZYslexcTz_M-KHMMboNeDMPm2F5-RSRPyFpKGFxPtB7uahPEo
Response in Body (Output)	<pre> { "City": "los angeles", "DateOfHire": "20200106", </pre>

```

"DeductionMode": "52",
"EmployeeAddress1": "test",
"EmployeeDateOfBirth": "19800101",
"EmployeeFirstName": "AMANDA",
"EmployeeID": "7",
"EmployeeLastName": "ENGLER",
"EmployeeSSN": "168607429",
"Gender": "M",
"pxObjClass": "TMK-ENR-Work-Enrollment",
"pyCount": "2",
"TotalModalDeductionPremium": "3.27",
"TotalMonthlyDeductionPremium": "14.17",
"ZipCode": "34341",
"pxResults": [
  {
    "AdditionalModalDeductionPremium": "3.27",
    "AdditionalMonthlyDeductionPremium": "14.17",
    "ApplicantFirstName": "AMANDA",
    "ApplicantLastName": "ENGLER",
    "applicationId": "1611338548",
    "ApplicationStatus": "Completed",
    "BenefitAmount": "0.00",
    "CostPerPayPeriod": "3.27",
    "CoverageTier": "E",
    "CoverageTierDesc": "Employee",
    "EffectiveDate": "2020-05-01",
    "Gender": "M",
    "ID": "E-192275",
    "InsuredType": "E",
    "JobClass": "Full Time",
    "PlanId": "ACC100000",
    "PlanName": "Accident Insurance /Basic",
    "ProductCode": "ACCI",
    "ProductMarketedName": "Accident",
    "SignedDateValue": "2021-01-21",
    "BeneficiaryInfo": [
      {
        "BeneficiaryPercent": "100",
        "BeneficiaryType": "Primary",
        "BenRelationship": "Estate",
        "FullName": "Estate",
        "pxObjClass": "TMK-Data-Dependants"
      }
    ],
    "insured": [
      {
        "insAge": "40",
        "InsDateOfBirth": "1980-01-01",
        "insFirstName": "AMANDA",
        "insLastName": "ENGLER",
        "insRelationToInsured": "E",
        "insSex": "M",
        "insStatus": "ADDED",
        "InsuredId": "7",
        "pxObjClass": "TMK-ENR-Int-XMLMapping-InsuredType"
      }
    ]
  },
  {
    "ApplicantFirstName": "AMANDA",
    "ApplicantLastName": "ENGLER",
    "ApplicantName": "AMANDA ENGLER",
    "ApplicationStatus": "Canceled",
    "BenefitAmount": "0.0",
    "CostPerPayPeriod": "0",
  }
]

```

```

    "CoverageTier": "EC",
    "CoverageTierDesc": "Employee + Children",
    "DeductionMode": "24",
    "EffectiveDate": "2020-04-30",
    "ExistingModalDeductionPremium": "0",
    "ExistingMonthlyDeductionPremium": "0.00",
    "InsuredType": "EC",
    "PlanName": "Accident",
    "PolicyNo": "JLG3KW ",
    "ProductCode": "ACCI"
  }
}

```

Below is the expected coverage tier format as part of the request for return API.

For UL Product

Relationship	Coverage Tier
Employee	E
Spouse	S
Child	C

For Other Products (DISA,CRIT,ACCI,HI)

Relationship	Coverage Tier
Employee	E
Employee + Spouse	ES
Employee + Children	EC
Family	F

- Keep Existing button. This button will work similar to the complete button where we message back to the ben admin to call the return service.

Response in Body (Output)		No Response	

Note: Sample data for other Benefit types are given below

Sample Data for “DISA”



GetEnroll_DISA_Req
uest.json



GetEnroll_DISA_Res
ponse.json

Sample Data for “CRIT”



GetEnroll_CRIT_Req
uest.json



GetEnroll_CRIT_Res
ponse.json

Sample Data for “UNIV”



GetEnroll_UNIV_Re
quest.json



GetEnroll_UNIV_Res
ponse.json

Postman Requests Access Token and Calls EnrollmentData API

The following code shows how the Postman application requests an access token and calls the EnrollmentData API.

```
{
  "info": {
    "_postman_id": "d76afde8-1609-44e6-9d69-9501a29edf76",
    "name": "Trustmark BenAdmin QA - Enrollment Data",
    "schema": "https://schema.getpostman.com/json/collection/v2.1.0/collection.json"
  },
  "item": [
    {
      "name": "QA Gateway Endpoint - Success",
      "request": {
        "auth": {
          "type": "noauth"
        },
        "method": "POST",
        "header": [
          {
            "key": "Content-Type",
            "name": "Content-Type",
            "type": "text",
            "value": "application/json"
          },
          {
            "key": "Authorization",
            "value": "Bearer
AAIgZWM3NGQwNTY5Y2U1YjYyZmNiMjFjNzhjYjQ4MjEzZGZkAlvuxsNdSdfS2K8ZPKwgGBdvohB_tagyvAvV8jcDywVKwIVIToq-
sJukxUvzZB1esaiidhM-b2HESWDgUInvABeyDGrSjUOylls-Sml2vdTWYsruT3oizlxiiOPsr8",
            "type": "text"
          },
          {
            "key": "client_id",
            "value": "ec74d0569ce5b42fcb21c78cb48212de",
            "type": "text"
          },
          {
            "key": "",
            "value": "",
            "type": "text",
            "disabled": true
          }
        ],
        "body": {
          "mode": "raw",
          "raw": "{\r\n  \"EmployeeFirstName\": \"JohnTestNI\", \r\n  \"EmployeeLastName\":
\\\"WilliamsTestNI\\\", \r\n  \"ProductCode\": \"UNIV\", \r\n  \"ClientID\": \"1000000138\", \r\n  \"EmployeeSSN\": \"111111111\\\"}\r\n}",
          "options": {
            "raw": {}
          }
        },
        "url": {
          "raw": "https://gateway.apps.nonprod-ocpappgwy.tmkscs.com/tmk-
np/qa/benadmin/enrollmentdata",
          "protocol": "https",
          "host": [
            "gateway",
            "apps",

```

```

        "nonprod-ocpappgwy",
        "tmkscs",
        "com"
    ],
    "path": [
        "tmk-np",
        "qa",
        "benadmin",
        "enrollmentdata"
    ]
    },
    "response": []
},
"protocolProfileBehavior": {}
}

```

Part 3: Success, Waive and Complete Enrollment URLs

The Mashup calls the Success and Failure services to indicate whether the enrollment completed or not. Each ben admin system provides the Success and Failure services to Simplink to indicate completion of enrollment.

Success Service

If the Simplink processing is successful, the following URL is passed to the ben admin system: <https://www.benadmin.com/trustmarkenrollmentsuccess>. This is an example of a URL. You should create your own.

The following graphic shows the success service processing flow:

Simplink & Ben Admin Integration API Success Scenario

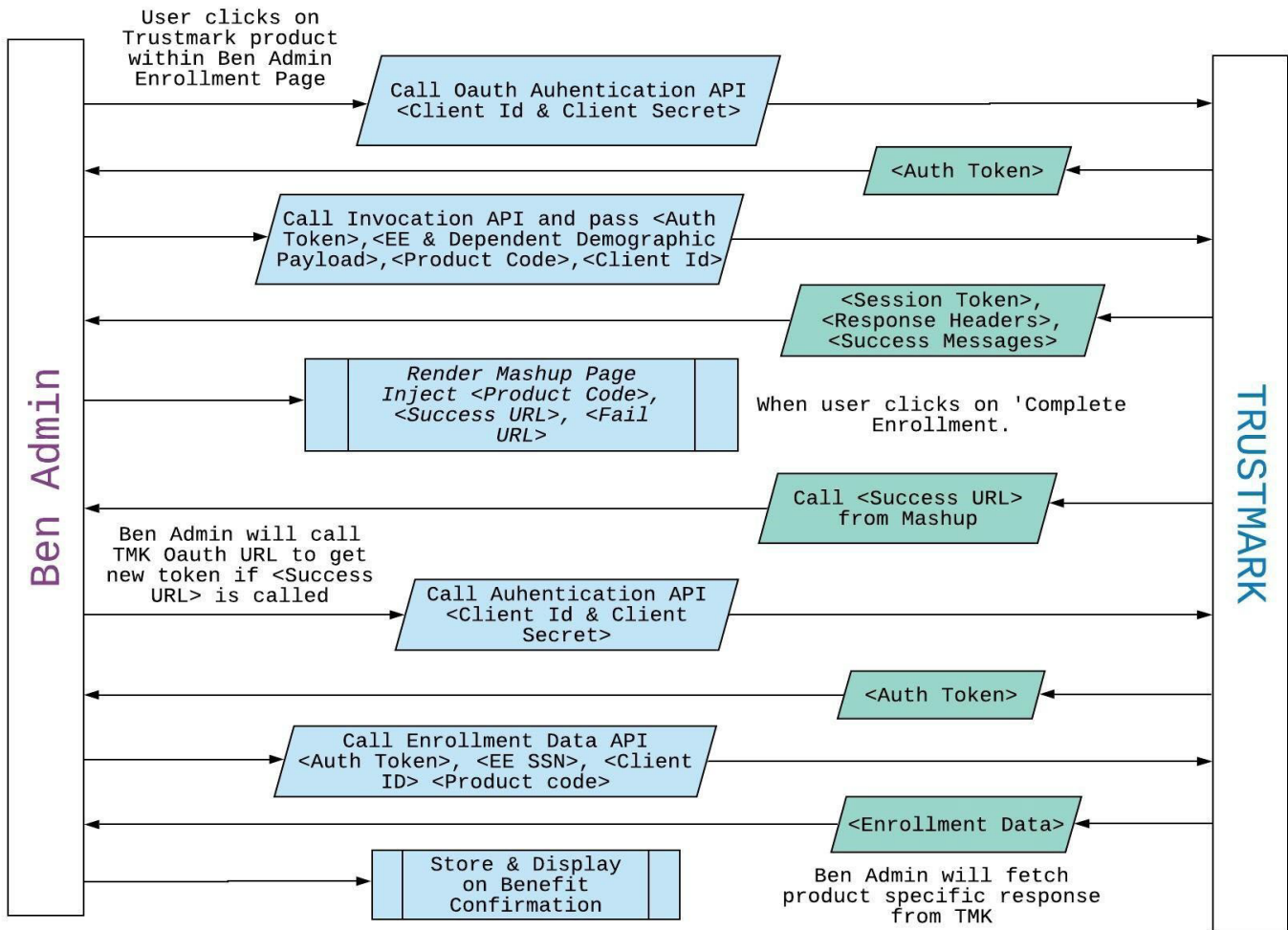


Figure 1: Success Processing Flow

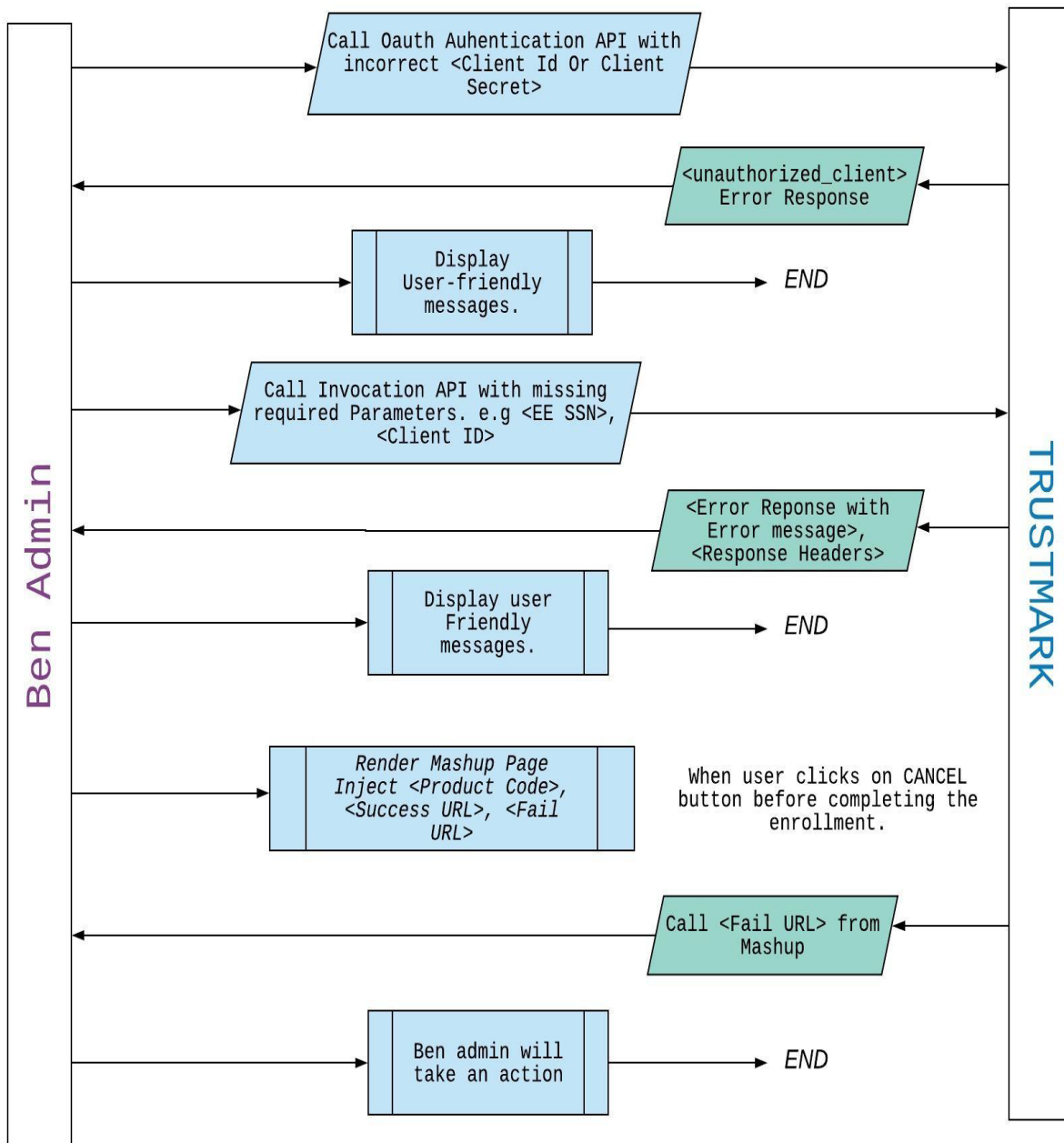
Failure Service

If a user clicks waive coverage, the following URL is sent:

<https://www.benadmin.com/enrollmentwaivedcoverage> This is an example of a URL. You should create your own.

The following graphic shows the failure service processing flow:

Ben Admin & Trustmark Enrollment API Integration - Fail Scenarios



Part 4: Integrating Mashup code

The JavaScript code below must be added to the benefit administration system to display the Simplink widget. This JavaScript needs a ClientToken that is output from the API. The client token is changed on each request to the API. The following is an example of the ClientToken: "ClientToken": "fe45a300-3c69-11e9-a39e-12ccadf8ef34".

```

<!-- Global Variable -->
Var Account = ClientToken; // this token is auto generated from API for each request.

<!-- ***** Begin Pega content ***** -->
<script src ='https://trsmrk-tmkapi-stg1.pegacloud.net/prweb/?pyActivity=pzIncludeMashupScripts'></script>
<div id="myDIV" style="width:100%;overflow:auto"
data-pegagadgetname='PegaGadget'
data-pegaction ='openWorkByURL'
data-pegaction-param-query ='pyActivity=TMK-ENR-Work-Enrollment.CreateAndOpenWork'
data-pegaisdeferloaded ='false'
data-pegapplicationname ='ENR'
data-pegathreadname ='STANDARD'
data-pegaresizetype ='stretch'
data-pegaevent-onload ="window.scrollTo(0,0)"
data-pegaevent-onclose = "onCloseFunc"
data-pegaevent-oncustom="customCallback"
data-pegaurl ='https://trsmrk-tmkapi-stg1.pegacloud.net/prweb/'
data-pegaction-param-parameters = {"pzSkinName":"AppSkin_EntireTransparent","UserIdentifier":
Username,"Password":"VCNrMTIi","pzUsePreferenceSkin":"always","ClientToken":Account};
PegaE_onConfirm="onConfirmFunc">
</div>
<!-- ***** End Pega content ***** -->

```

Note: This JavaScript will not work without the userid (enrolment user) and password provided by Trustmark. The provided password and userid do not expire.

Apart from mashup javascript code, Benadmin will include below JavaScript functions to be called by Mashup code per scenario as below

```

<script type="text/javascript">

<!-- Function will call when applicant wants to enroll in additional plans for UNIV & DISA product. -->

function onConfirmFunc() {
    window.open('https://www.benadmin.com/servicetomovetnextproductorbeneftsummary', "_top");
}

<!-- Function will call on the complete enrollment button for each product. -->

function customCallback() {
    window.open('https://www.benadmin.com/trustmarkenrollmentsuccess', "_top");
}

```

```
<!-- Function will call when user clicks on the Waive Coverage button -->

function onCloseFunc() {
    window.open("https://www.benadmin.com/enrollmentwaivedcoverage", "_top");
}
</script>
```

Test Scenarios

The following test scenarios were created to help clients assess installation and functioning of Simplink within the ben admin system.

Scenario	Description	Expected Result
1	Verify the eligibility rule when department and location are blank and employee is part time (PT) in the invocation parameter sent by the ben admin system.	Available plan logic should be displayed on the widget application based on the invocation parameter sent by the ben admin system. Note: Job class should be calculated based on the Hours Worked by week, but the widget also expects a PT or an FT parameter as part of invocation.
2	Verify the eligibility rule when department and location are blank and employee is full time (FT) in the invocation parameter sent by the ben admin system.	Available plan logic should be displayed on the widget application based on the Invocation parameter sent by the ben admin system. Note: Job class should be calculated based on the Hours Worked by week, but the widget also expects a PT or an FT parameter as part of invocation.
3	Verify the underwriting question and rate rule when department and location are available and employee is PT in the invocation parameter sent by the ben admin system.	Underwriting question and rate should be displayed in the widget based on the invocation parameter sent by the ben admin system.
4	Verify the underwriting questions when department and location are available and employee is FT in the invocation parameter sent by the ben admin system.	Underwriting question and rate should be displayed in the widget based on the invocation parameter sent by the ben admin system.
5	Verify the underwriting question when department and location are available and employee full time and part time details are not available in the invocation parameter sent by the ben admin system.	Underwriting question and rate should be calculated and displayed in the widget based on the invocation parameter sent by the ben admin system.
6	Verify the rate when department and location are available and employee full time and part time details are not available in the invocation parameter sent by the ben admin system.	Rate should be calculated and displayed in the widget based on the invocation parameter sent by the ben admin system.
7	Verify the eligibility rule when department and location are available and employee full time and part time details are not available in the invocation parameter sent by the ben admin system.	Eligibility rule should be calculated and displayed in the widget based on the invocation parameter sent by the ben admin system.

8	Verify the rate rule when location and employee full time and part time details are not available in the invocation parameter sent by the ben admin system.	Rate should be calculated and displayed in the widget based on the invocation parameter sent by the ben admin system.
---	---	---

Trustmark Product Plan Details

The table below shows the existing Trustmark product plan information.

Product Name	Product Code	Plan Id	Plan Name	Benefit Period	Notes/Information
Accident	ACCI	ACC100000	Trustmark Accident Insurance Plan 1		
Accident	ACCI	ACC200000	Trustmark Accident Insurance Plan 2		
Accident	ACCI	ACC300000	Trustmark Accident Insurance Plan 3		
Accident	ACCI	ACC400000	Trustmark Accident Insurance Plan 4		
Accident	ACCI	ACC500000	Trustmark Accident Insurance Plan 5		
Accident	ACCI	ACC600000	Trustmark Accident Insurance Plan 6		
Accident	ACCI	ACC700000	Trustmark Accident Insurance Plan 7		FL Only
Accident	ACCI	ACC800000	Trustmark Accident Insurance Plan 8		CO
Accident	ACCI	ACC900000	Trustmark Accident Insurance Plan 9		CO, NY
Disability	DISA	DI000000	DI902	Short-Term Benefit Period (3 months)	Starting July 1, 2019 only available for re-enrollments of existing Di902 clients.

Product Name	Product Code	Plan Id	Plan Name	Benefit Period	Notes/Information
Disability	DISA	DI0000000	DI902	Long-Term Benefit Period (24 months)	Starting July 1, 2019 only available for re-enrollments of existing Di902 clients.
Disability	DISA	DI5160000	DI-Paycheck Protect	Short-Term Benefit Period (3 months)	Starting July 1st only DI plan being offered for new cases.
Disability	DISA	DI5160000	DI-Paycheck Protect	Long-Term Benefit Period (24 months)	Starting July 1st only DI plan being offered for new cases.
Critical Illness	CRIT	CACICA000	Cancer Only		
Critical Illness	CRIT	CACICI000	Critical Illness Only		
Critical Illness	CRIT	CACICB000	Combo (Cancer /Critical Illness)		Bulk of our CI business
Critical Illness	CRIT	CLECB0000	CriticalHealthEvents With Cancer		
Critical Illness	CRIT	CLECI0000	CriticalHealthEvents Without Cancer		
Universal Life	UNIV	TULE20500	UniversalLifeEvents		Ages 18 to 64 (Employee and Spouse)
Universal Life	UNIV	TSUL20500	Standard Universal Life		Ages 18 to 80 (Employee); Ages 18 to 70 (Spouse)
Universal Life	UNIV	TULC20500	Child UL		Dependent Children/Grandchildren
Hospital Indemnity Plan	HIP	HII100000	Hospital Indemnity Insurance Plan 1		
Hospital Indemnity Plan	HIP	HII200000	Hospital Indemnity Insurance Plan 2		
Hospital Indemnity Plan	HIP	HII300000	Hospital Indemnity Insurance Plan 3		
Hospital Indemnity Plan	HIP	HII400000	Hospital Indemnity Insurance Plan 4		
Hospital Indemnity Plan	HIP	HII500000	Hospital Indemnity Insurance Plan 5		
Hospital Indemnity Plan	HIP	HII600000	Hospital Indemnity Insurance Plan 6		
Hospital Indemnity Plan	HIP	HII700000	Hospital Indemnity Insurance Plan 7		
Hospital Indemnity Plan	HIP	HII800000	Hospital Indemnity Insurance Plan 8		
Hospital Indemnity	HIP	HII900000	Hospital Indemnity		

Product Name	Product Code	Plan Id	Plan Name	Benefit Period	Notes/Information
Plan			Insurance Plan 9		

Trustmark Enrollment Data

During the enrollment process, invocation data and application data are captured in the Trustmark backend system and will be available to the ben admin system at the end of the enrollment process. The following tables present the enrollment data, in record format, that can be captured and transferred to the ben admin system:

Employee Record

The following information is captured in the Employee Record:

Field Name	Data Type	Example
Employee First Name	Text	John
Employee Middle Initial	Text	M
Employee Last Name	Text	Doe
Employee SSN	Text	111111111
Employee ID	Text	01345
Address Line 1	Text	123 Home Street
Address Line 2	Text	PO BOX 1
City	Text	Mequon
State	Text	Wisconsin
ZIP	Text	53092
Phone Number	Numeric	414.915.2502
Email Address	Text	JD@Home.com
Date of Birth	Date	04/30/1970
Date of hire	Date	01/01/2001
Gender	Text	M
Deduction Frequency	Numeric	26

Product Record

The following information is captured in the Product Record:

Field Name	Data Type	Example
Applicant Name	Text	Jane
Applicant Last Name	Text	Doe
Application ID	Text	12345
Application Status	Text	Completed
Gender	Text	M
Relationship	Text	S
ProductMarketed Name	Text	Universal Life
Product Code	Text	UNIV
Plan Name	Text	Trustmark Standard Universal Life
Plan ID	Text	TSUL20500
Benefit Period	Text	Short Term
Benefit Period	Numeric	\$50,000
Coverage Tier Desc	Text	Employee
Coverage Tier	Text	E
Effective date	date	2020-11-01
End Coverage Date	date	2020-10-31
Existing Modal Deduction Premium	Numeric	\$6.00
Existing Monthly Deduction Premium	Numeric	\$26.00
Additional Modal Deduction Premium	Numeric	\$3.00
Additional Monthly Deduction Premium	Numeric	\$13.00
Total Modal Deduction Premium	Numeric	\$9.00
Total Monthly Deduction Amount	Numeric	\$39.00
Applicant Name	Text	Jane
Applicant Last Name	Text	Doe

Field Name	Data Type	Example
Application ID	Text	12345
Application Status	Text	Completed

Dependent Record

If the employee has dependents, the following information is captured in the Dependent Record:

Field Name	Data Type	Example
First Name	Text	Julie
Last Name	Text	Doe
Relationship	Text	Child
Date of Birth	Date	04/30/1970
Gender	Text	M

Beneficiary Record

The following information is captured in the Beneficiary Record:

Field Name	Data Type	Example
Primary Beneficiary Name	Text	Trust
Primary Beneficiary Percentage	Numeric	100%
Contingent Beneficiary Name	Text	All Living Children
Contingent Beneficiary percentage	Numeric	100%

API Error Response

API Error Response Messages

The following table lists the Simplink Widget API error messages. These are standard messages that we encourage you to alter to fit the needs of your ben admin system.

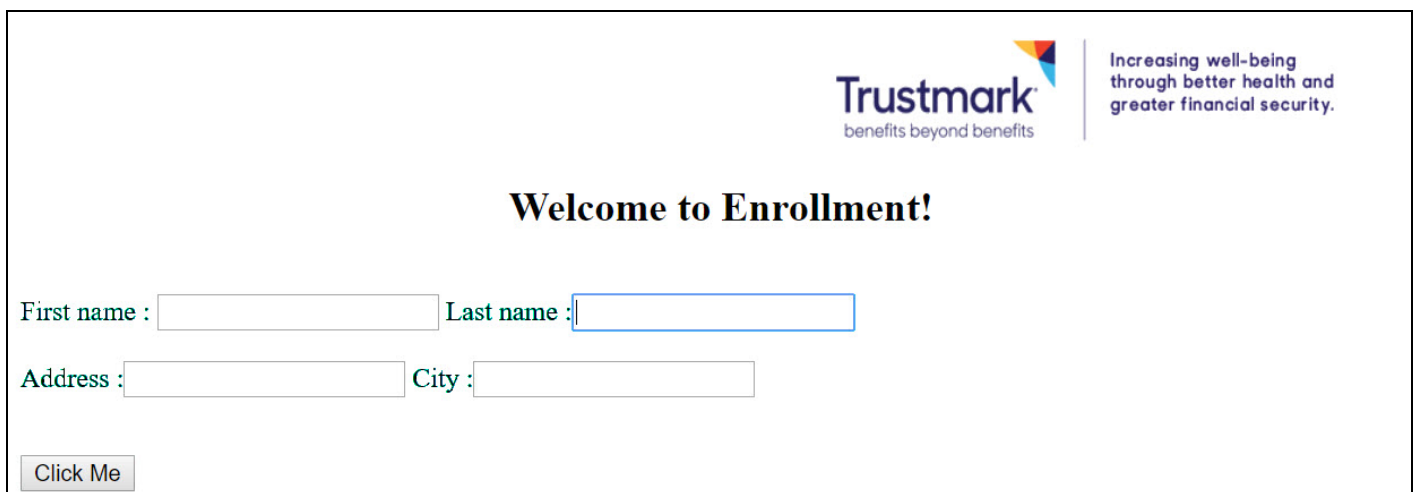
Number	Error Type	JSON Error Message
1	Request Without Message Body	Error_Code: ME102, Error Message: The input request has no message body. Please send appropriate request.
2	Bad Request/Schema Validation Exception	Error_Code: ME101, Error Message: The request has incorrect/invalid request parameters. Please send valid request.
3	Not Acceptable Exception	Error Code: AE104 Error_Message: The input request is not acceptable.
4	Unsupported Media Type	Error Code: AE103 Error Message: The input request has unsupported media type.
5	Method Not Allowed	Error Code: AE102 Error Message: Remote Method is not allowed for the input request.
6	Resource Not Found	Error Code: AE101 Error Message: The requested resource is not found.
7	System Not Available	Error Code: ME103, Error Message: Requested system is unavailable. Please try after some time.

Note: Your IT team may wish to make these sample messages more user-friendly and provide error capture functionality for resolution by your support team.

Skinnability

The Simplink API automatically provides skinnability to the widget after the mashup portion of the processing occurs. The API uses the PEGA AppSkin_EntireTransparent parameter so the Widget automatically takes on the background color of the hosting ben admin system. For example, if your ben admin system has a green background, the Simplink widget will take on the same green background when it is embedded in the ben admin system during mashup processing.

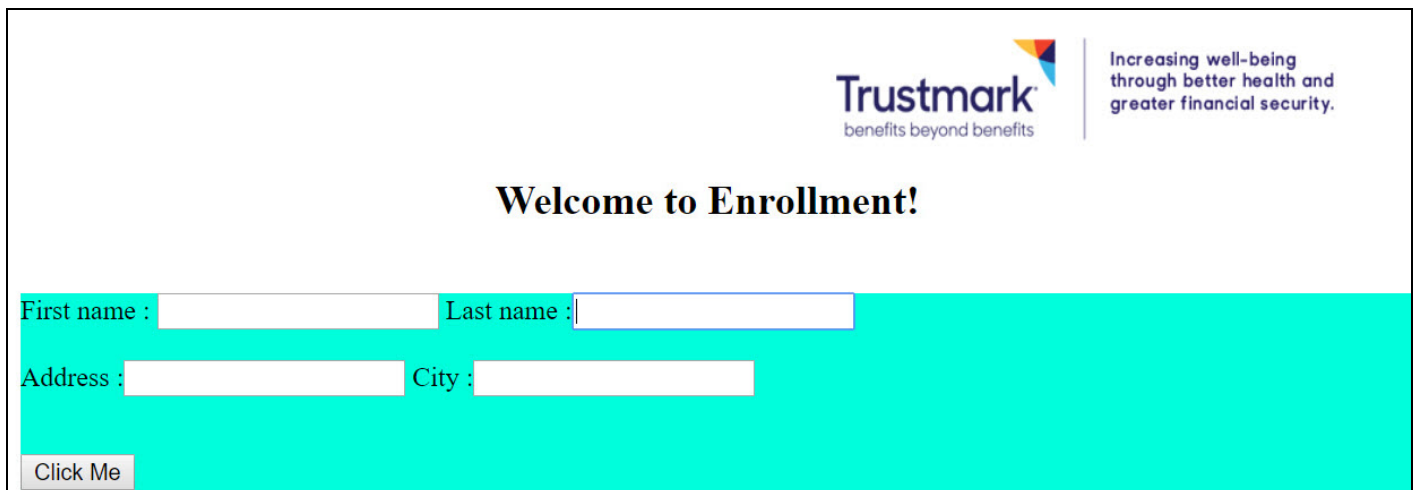
The following is an example of the Simplink screen as it looks before it is embedded in the ben admin system:



The screenshot shows a web form with the Trustmark logo in the top right corner. The logo consists of a colorful triangle above the text "Trustmark" and "benefits beyond benefits" below it. To the right of the logo is a vertical line followed by the text "Increasing well-being through better health and greater financial security." Below the logo and text is the heading "Welcome to Enrollment!". Underneath the heading are four input fields: "First name :", "Last name :", "Address :", and "City :". At the bottom left is a button labeled "Click Me".

Figure 2: Generic Simplink Screen

The following is an example of the Simplink screen as it looks after it is embedded in the Ben App system during mashup processing:



The screenshot shows the same web form as in Figure 2, but with a solid green background. The Trustmark logo and text are in the top right corner. The heading "Welcome to Enrollment!" is centered. Below the heading are four input fields: "First name :", "Last name :", "Address :", and "City :". At the bottom left is a button labeled "Click Me".

Figure 3: Skinned Simplink Screen

Sample Client Data

The following is an example of data that can come from a client's ben admin system:

Business Name	Desc.	Req.?	EE 1	EE2	EE3			
Client Identification & Secure Token								
Client ID	Client identification for this specific enrollment.	Yes	Test Case 1 – 1000001223	Test Case 1 - 1000001223	Test Case 1 – 1000001223	Test Case 1 - 1000001223	Test Case 1 - 1000001223	Test Case 1 - 1000001223
Employee Details								
Employee SSN	SSN or Emp. ID must be provided at invocation	Yes	111111111	123456789	999999999	888888888	777777777	666666666
Employee ID	SSN is required before enrollment. SSN or Emp. ID must be provided at invocation.	No	ID238	ID238	ID238	ID238	ID240	ID242
Employee First Name	First Name	Yes	Courtney	Courtney	Courtney	Courtney	Jennifer	Anthony
Employee Middle Initial	Middle Initial	No	C	C	C	C	L	Michael
Employee Last Name	Last Name	Yes	Samson	Samson	Samson	Samson	Young	Samson
Date of Birth	Birth Date	Yes	4/16/1981	4/16/1981	4/16/1981	4/16/1981	8/13/1977	12/16/1984
Gender	Gender of employee	Yes	F	F	F	F	F	M
Date of Hire	Employee Hire Date	Yes	10/1/2014	10/1/2014	10/1/2014	10/1/2014	3/3/2018	5/1/2009
Employee Address								
Address	Complete address with zip code	Yes	2031 VanHorn Ct Chicago, IL, 60657	2031 VanHorn Ct Chicago, IL, 60657	2031 VanHorn Ct Chicago, IL, 60657	2031 VanHorn Ct Chicago, IL, 60657	13 Westridge Rd Madison, WI 50823	1924 W Oakdale Ave Chicago, IL 60657
Location	Nominal location the employee is associated with (could be a physical place/city/town, but could be used to describe sub-organizations or classes of work e.g., "bus drivers"). Used for eligibility.	Yes, if location is set up in ben admin.	IL	IL	IL	IL	IL	IL
State	Current resident state	Yes	IL	IL	IL	IL	WI	IL
Contact Details								
Phone Number	Primary Phone Number	Yes	404-909-5359	404-909-5359	404-909-5359	404-909-5359	312-535-7349	404-909-5356
Primary Email	Primary Email Address	Yes	csamson@trustmarkins.com	csamson@trustmarkins.com	csamson@trustmarkins.com	csamson@trustmarkins.com	jlyoung@trustmarkins.com	amsamson@trustmarkins.com
Job Details								
Department	Used for billing purposes	Yes if department is set up in ben admin. Needs to be passed.	EPMO	EPMO	EPMO	EPMO	IT	Ops
Full Time or Part Time Employee	Indicator of full time/part time	Yes	FT	FT	FT	FT	PT	FT
Salary	Yes for DI	Yes	100000	100000	100000	100000	50000	110000
Hours Worked by week	Integer value of hours worked	No	37	37	37	37	25	40
Deduction Mode	Number of deductions to be made annually to cover the cost of premiums	Yes	24	24	24	24	24	24
Product Details								
Product Name	Trustmark Product Name selected to enrol	Yes	Accident	Life	Critical Illness	Disability	Life	Disability
Dependent Summary								
Dependent First Name	Yes - for each dependent (spouse, child, grandchild)	No	Tek	Tek	Tek	Tek	Eric	Maggie
Dependent Last Name	Yes - for each dependent (spouse, child, grandchild)	No	Samson	Samson	Samson	Samson	Young	Samson
Dependent Date of Birth	Yes - for each dependent (spouse, child, grandchild)	No	11/17/2015	11/17/2015	11/17/2015	11/17/2015	12/15/1974	4/1/1980
Relationship	Yes - for each dependent (spouse, child, grandchild)	No	Child	Child	Child	Child	Spouse	Spouse
Dependent Gender	Yes - for each dependent (spouse, child, grandchild)	No	M	M	M	M	M	F
Dependent First Name							Mason	Quin

Business Name	Desc.	Req.?	EE 1	EE 2	EE 3
Dependent Last Name				Young	Samson
Dependent Date of Birth				36529	40301
Relationship				Child	Child
Dependent Gender				M	F
Dependent First Name				Ryan	Harper
Dependent Last Name				Young	Samson
Dependent Date of Birth				38298	40301
Relationship				Child	Child
Dependent Gender				M	F
Dependent First Name				Gannon	
Dependent Last Name				Young	
Dependent Date of Birth				39637	
Relationship				Child	
Dependent Gender				M	

Index

	"	Gender, 27 Last Name, 27 Relationship, 27	
"_postman_id, 13 "POST", 13		DISA, 25	
	A		E
ACCI, 25 AE101, 29 AE102, 29 AE103, 29 AE104, 29 API Call Access Token, 11 Call Invocation, 14 EnrollmentData, 18 Error Messages, 29 AE101, 29 AE102, 29 AE103, 29 AE104, 29 ME101, 29 ME102, 29 ME103, 29 PEGA AppSkin_EntireTransparent parameter, 30 Processing Flow, 5 Apple Safari, 6 Authorization, 13, 15 Bearer, 15	EE1, 31 EE2, 31 EE3, 31 Embedded Widget Example of, 30 Employee Record, 26 Address Line 1, 26 Address Line 2, 26 City, 26 Date of Birth, 26 Date of Hire, 26 Deduction Frequency, 26 Email Address, 26 Employee First Name, 26 Employee ID, 26 Employee Last Name, 26 Employee Middle Initial, 26 Employee Phone Number, 26 Employee SSN, 26 Gender, 26 State, 26 ZIP, 26 Enrollment Data, 26 Requesting, 15 Enrollment Data Record, 15 EnrollmentData, 18		
	B		
Background Color, 30 Beneficiary Record, 28 Contingent Beneficiary Name, 28 Contingent Beneficiary Percentage, 28 Primary Beneficiary Name, 28 Primary Beneficiary Percentage, 28 Body, 15			F
	C		G
Call Access Token, 11 Call Invocation, 14 Client Data, 31 ClientToken, 22 Content Type, 15 CRIT, 25		Google Chrome, 6	
	D		H
Date of Hire, 31 Dependent Record, 27 Date of Birth, 27 First Name, 27		Hire Date of, 31 https //dev-eapi-oauth.us-e1.cloudhub.io/api/enrollmentdata, 15, 18	
			I
		Integration meeting, 6 Internet Explorer, 6 Invocation, 11 invocation data structure, 12	

	J	Product Code, 27 Product Name, 27 Relationship, 27 Signature Date, 27	
JavaScript, 22 Note regarding, 22 JSON, 13			
	L		R
Legal Information, 2 Legal InformationCopyright, 2		Response in Body, 13, 15	
	M		S
Mashup Code, 22 ME101, 29 ME102, 29 ME103, 29 Microsoft Edge, 6 Mozilla Firefox, 6		Sample Client Data, 31 Schema, 18 Simplink Prerequisites, 6 Simplink Widget Processing Flow, 4 skinnability, 30 Success Service, 19 Supported Browsers Apple Safari, 6 Google Chrome, 6 Internet Explorer, 6 List of, 6 Microsoft Edge, 6 Mozilla Firefox, 6	
	O		
OAuth, 12			
	P		T
PEGA AppSkin_EntireTransparent, 30 Postman, 13, 18 Prerequisites, 6 Product Code ACCI, 25 CRIT, 25 DISA, 25 UNIV, 25 Product Plan Details, 25 Product Record, 26 Applicant Employee Last Name, 27 Applicant Name, 26 Application ID, 27 Benefit, 27 Benefit Period, 27 Coverage Tier Code, 27 Coverage Tier Name, 27 Enrollment Status, 27 Gender, 27 Model Deduction Premium, 27 Optional Riders, 27 Pla Code, 27 Plan Name, 27 Policy Effective Date, 27	Trustmark Insurance Company Copyright, 2 Trustmark Product Plan Details, 25 trustmarkenrollmentfail, 20 trustmarkenrollmentsuccess, 19		
			U
		UNIV, 25	
			W
		widget screen plain, 30 skinned, 30 transparent, 30	
			Z
		ZIP, 26	